

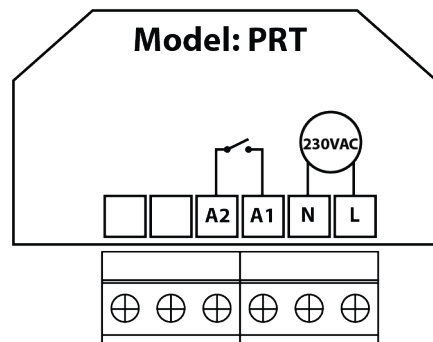
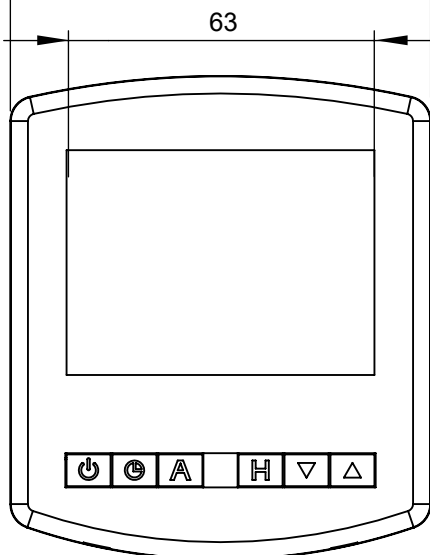
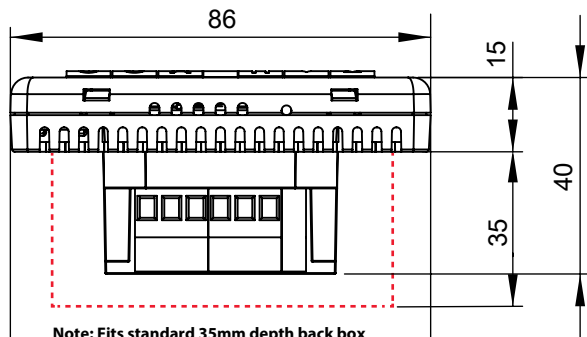


Temperature Range	05-35 °C 41-95 °F	Networking Facility	N
Blue Back Lit Screen	Y	°C / °F Option	Y
5/2 Day Programming Mode	Y	Built In Sensor	Y
7 Day Programming Mode	Y	Remote Air Sensing Mode	N
Number of Heating Levels	4	Floor Sensing Mode	N
Optimum Start	Y	Remote Probe Included	N
Number of HW Times	0	Max Switching Current	3A
Holiday Function	Y	Accuracy	+/-1 °C
Keylock Function	Y	Infrared Remote Control Option	Y
Temperature Hold Function	Y	Adjustable Switching Differential	Y
Temperature Override	Y	<b>Supply</b>	<b>230VAC</b>
Temperature Override Limit	Y	<b>Rating</b>	<b>3A</b>
Frost Protection	Y	<b>Installed Dimensions (L,H,D)</b>	<b>99 x 86 x 15mm</b>
		<b>Weight</b>	<b>195g</b>

## Feature Table

FEATURE	DESCRIPTION	SETTING
01	Temperature Format	00 = °C, 01 = °F (°C = Default)
02	Switching Differential	01° - 03°C (Default 01°C)
03	Frost Mode	00 = Enabled, 01 = Disabled (00 = Default)
04	Frost Protection Temperature	07° - 17°C (Default 12°C)
05	Output Delay	00 - 15 Minutes (00 = Default)
06	Communications ID No.	Not used on this model
07	Up/Down Temperature Limit	00° - 10°C (00 = Default)
08	Sensor Selection	Built in Sensor Only
09	Floor Temperature Limit	Not used on this model
10	Optimum Start	00 -03 Hours (00 = Default)
11	Rate of Change	Minutes to raise by 1°C
12	Program Mode	00 = Weekday/Weekend, 01 = 7 Day Programming

## Product Dimensions (mm) & Wiring Specification



Wiring Detail

